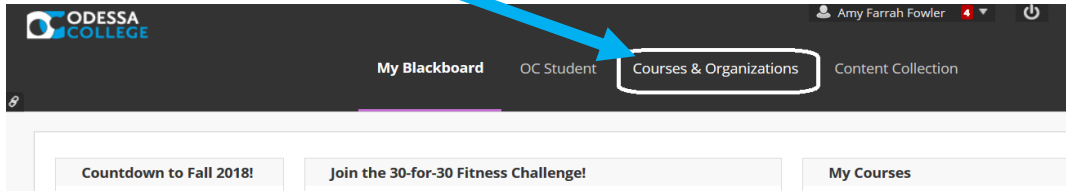
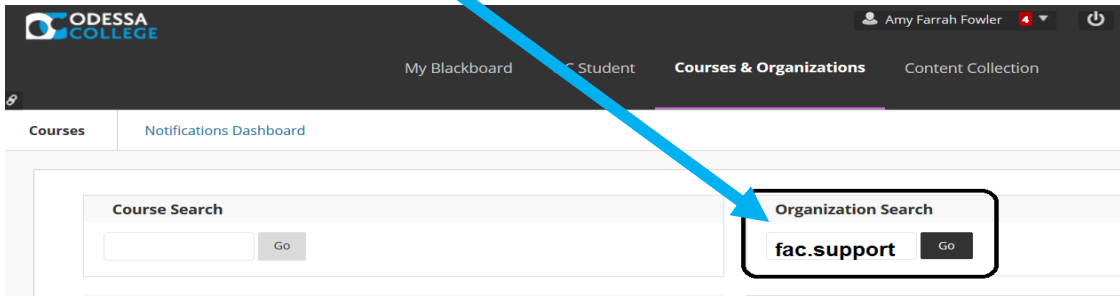


## How to Blackboard... Self Enroll in an Organization

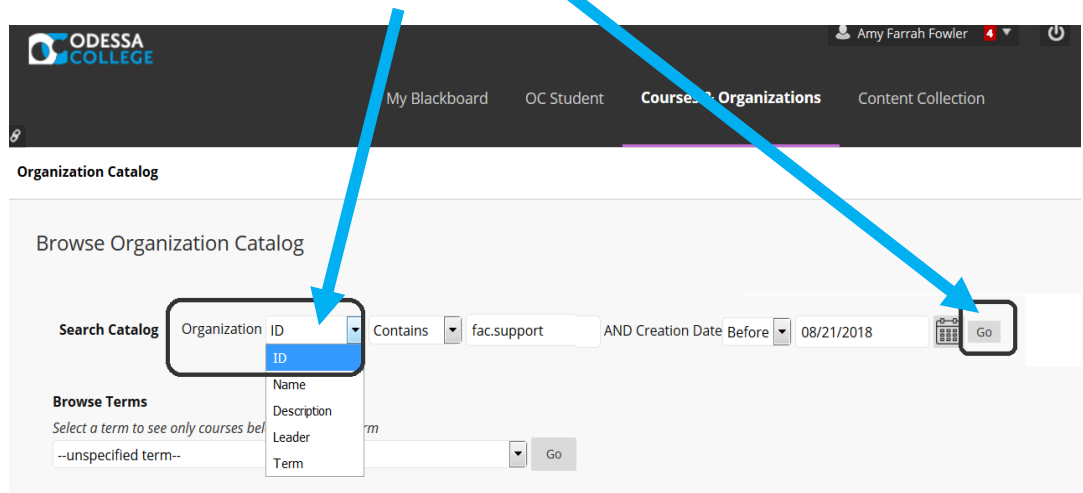
In Blackboard, click **Courses & Organizations**



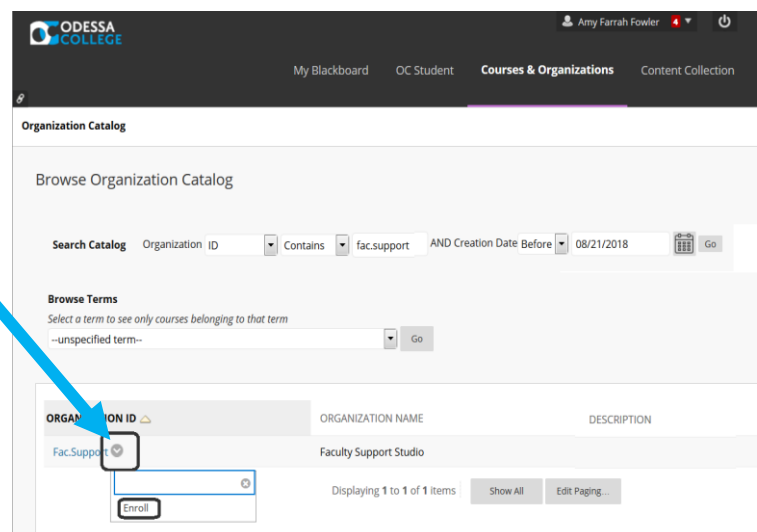
Enter **fac.support** in **Organization Search** box



Change the **Search Catalog** dropdown menu to **Organization ID** and click **Go**



Click the menu button next to **Fac.Support** and select **Enroll**



My Blackboard **OC Student** Courses & Organizations Content Collection

Fac.Support Faculty Support Studio Self Enrollment

Self Enrollment

ENROLL IN ORGANIZATION: FACULTY SUPPORT STUDIO (FAC.SUPPORT)

Instructor: Becky Musil

Description:

Categories: Education:Online Teaching and Learning

Click **Submit** to proceed. Click **Cancel** to go back.

Cancel Submit

Verify that this is the correct organization

Click **Submit**

**Celebrate! You've Self-Enrolled!**

ODESSA COLLEGE

Amy Farrah Fowler 8

My Blackboard **OC Student** Courses & Organizations Content Collection

Fac.Support Faculty Support Studio Self Enrollment

Self Enrollment

**Action Successful:**Success: Enrollment in **Faculty Support Studio (Fac.Support)** as test\_student processed. Click **OK** to continue.  
Monday, August 20, 2018 4:05:12 PM CDT

Now, you'll see **Faculty Support Studio** under **My Organizations!**

ODESSA COLLEGE

Amy Farrah Fowler 8

My Blackboard OC Student Courses & Organizations Content Collection

Countdown to Fall 2018!

Join the 30-for-30 Fitness Challenge!

**My Courses**

Courses where you are: Student

17FA.BCIS.1405.W01C: Business Computer Ap(available)

BB.101.Workspace: Blackboard 101

Fake.Course: Julie's Fake New Course

MASTER.BIOL.2401.OTL: Anatomy & Physiol

Training.Peer.Assessment: Peer Assesmen

**My Organizations**

Organizations where you are: Participant

**Faculty Support Studio**

Welcome to your Faculty Support Studio